

Road Safety Education in Hampshire

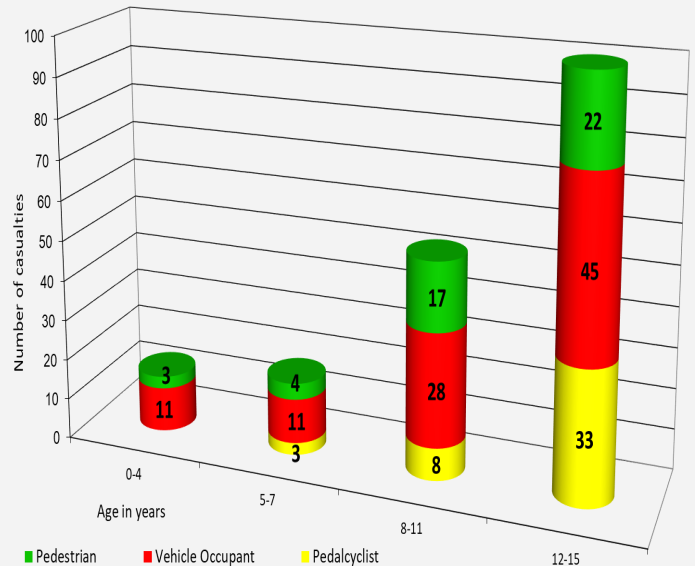
Primary Road Safety update

Spring 2023

Everyone has the right to travel safely and with six children seriously injured or killed across the country every day, young people must be aware of the dangers of the road from an early age.

This graph shows our child casualties in 2020 - when 185 children and young people were injured, seriously injured or killed between the age of 0 - 15 years on Hampshire's roads.

We ask all schools to support us in saving children's lives. Below and overleaf are various ways you can help keep your pupils safe when on or near the roads. All our schemes and campaigns are free of charge to all schools; you just need to sign up and us educate young people.



Virtual JRSO training

The Junior Road Safety Officer (JRSO) scheme helps us share our key messages to primary aged children across Hampshire. Having highlighted how important road safety education is, you can support us in joining this scheme. Read below to find out more.

The JRSO scheme gives pupils ownership of theirs and their peer's learning by leading activities and assemblies to share road safety messages. JRSOs can be creative and have fun whilst educating the children in their school about the dangers of the road and how to keep themselves and others around them safe.

We are continuing to offer virtual training via Microsoft Teams. Children can be on or off camera when participating in the training.

After the training, the JRSOs will have the knowledge and ideas to teach their peers and will also receive support and ideas throughout the year for various campaigns, competitions and activities they can run. The JRSOs can be from Year 5 and 6 and you can invite up to four children for the virtual training.



Please see below for dates and times available for schools who don't already have JRSOs trained.

- Wednesday 1 February 2023 from 10:00 – 12:00
- Monday 6 February 2023 from 13:00 – 15:00
- Thursday 9 February 2023 13:00 - 15:00

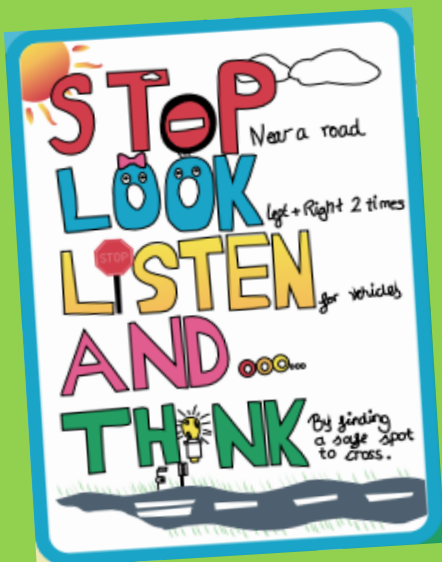
To register for the training, please visit [JRSO training link](#) and select your choice of date.



Green Cross Code competition

Thank you to so many schools who took part in our **Be Bright Be Seen** poster competition last term; it was fantastic to see so many entries and know that so many schools have been talking about how we are safer when we are brighter.

With the Spring term here, the Road Safety Team are starting to think about Walk to School Week and promoting the Green Cross Code message. For this, we are asking your pupils to design a bright, eye-catching and informative poster on crossing the road safely.



What do you need to do?

To take part, register at [Green Cross Code poster competition](#). Once registered, you will receive a link to a pedestrian safety presentation which we ask you share with your pupils. Then set them the task of designing a poster which must include some of the following points:

- **Green Cross Code**
 - Stop, look, listen and think
 - Find a safe place to cross where you can see what is coming
- **Be bright be seen**
- **Giving the road their full attention**
 - Don't be distracted

The winning artwork will be used on the wall planner, parent letter and certificates and will help us share our pedestrian messages with the children and their families who take part in Walk to School Week. As well as this, the poster will be printed and shared with all Junior Road Safety Officers next year.

Please note, the closing date for the road safety team to receive the entries is Friday 10 February 2023.

Travel Planning update

Spring into Action



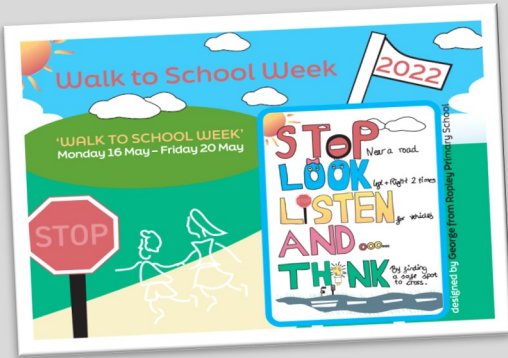
The Council's Travel Planning Team have created the **Spring into Action Toolkit** this term to inspire families, as they move out of Winter, to choose active travel.

The toolkit will suggest a fun activity to try together each day from Monday 27 February to Sunday 5 March. Included will be a parent letter, social media content and information to include in your school newsletter.

The Spring into Action toolkit will be available at myjourneyhampshire.com/springintoaction from 30 January 2023. For notifications of new resources and challenges sign up to our [My Journey newsletter](#) and follow us on [Facebook](#), [Instagram](#) or [Twitter](#).

Walk to School Week 2023

Register your school here - [Walk to School Week 2023 registration](#)



Would you like to encourage your school community to be more active, create a healthier and safer environment outside your school whilst teaching key road safety skills? Register now to take part in this year's Walk to School Week from **Monday 16 May - Friday 20 May 2023**.

Help us to promote our road safety messages to your school community by encouraging parents to walk, scoot or cycle to school every day for one week.

Taking part in this week gives you the opportunity to encourage parents to park further away from school and walk part of the way; promoting healthy living, reduce congestion outside your school as well as teaching essential pedestrian and road safety skills for the whole week.

To register for the event, please complete the form [Walk to School Week 2023 registration](#). When registering your school, you will have the option to choose online material only, which will be editable, paper material which will be sent via the Schools Courier Service or both.

Top tips for safe cycling!

Share these tips with your pupils and staff to ensure they stay safe on their bikes this term.

- **Make eye contact with other road users to signal your intentions and to be sure that they have seen you.**

Treat every driveway like a side road and watch for traffic emerging from the driveway. Do not assume that a driver backing out of a driveway has seen you.

- **Turn on your lights**

Turn on both front and rear lights whenever visibility is reduced. Aim your rear light to the traffic behind you and aim your front light on an angle for vehicles to see you and for you to be able to see the road.

- **Dress bright and be seen**

Visibility is poor in wet weather and motorists may have more difficulty seeing you. Be sure to wear bright and reflective clothing at all times.

- **Test your brakes**

Brakes work less effectively when wet, especially during the initial exposure to wet conditions. If possible, try them out on a quiet street to test their stopping power before heading into heavier and faster traffic.

- **Avoid puddles** when possible, since they might hide potholes, broken glass or other surprises.



Bikeability training supports riders develop the skills to make safer choices. Throughout the training, riders practice and develop the 'core functions' which can be applied to any situation.

To support the understanding of the core functions, Bikeability Scotland have created five videos, available to view on the [Cycling Scotland](#) website. Share these with your pupils before they begin their training to prepare them for their course.

Teaching resources

Key Stage One and Two

<https://www.bhs.org.uk/about-us/our-safety-work/henry-the-horse/>



After developing their [Dead Slow campaign](#), the British Horse Society continue to educate and raise awareness of the increasing number of incidents involving horses and vehicles.

Resources are available on their website and your school may be eligible for a visit from a member of the British Horse Society. A road safety awareness course would be delivered to school pupils, which would include acting out scenes while using hobby horses, as part of the fun whilst learning!

www.brake.org.uk/get-involved/for-professionals/teachers-and-youth-workers/teaching-resources



Road safety is a subject all children can engage with, even the youngest children will know something about it as everyone uses the roads; road danger can also impact everyone.

In order to support teaching young children about road safety, Brake have produced a wide selection of resources, including presentations, lesson plans, activity sheets as well as resources to support the lessons. Visit [Brake](#) to filter the searches suitable for your school and age group.



YouTube - Green light traffic safety

@GreenLightanimation

<https://www.youtube.com/@GreenLightanimation>

A selection of clips have been shared on YouTube, which give young children a fun way of learning all about our key road safety messages. Each clip is approximately five minutes long so a great introduction to how we should cross the road safely, travel in a vehicle or be bright when we're out and about.

